


Delta³™ rack system (DRS)



Typical arrangement for a multi-tenant or Cloud / Virtual Computing Data Centre

Delta³™ (DRS) reconfigurability and remediation

Eaton's B-Line Business Delta³™ Rack System (DRS) offers the optimum infrastructure solution for Data Centre whitespace. Designed to meet the demands of ever increasing equipment density while maintaining the benefits in cabling access and ease of installation associated with ARS. DRS is designed for reconfigurability and remediation, to grow and to change as the IT environment and your Data Centre needs evolve.



Delta³™ rack system (DRS)

DRS features

- Patented configurable frame with Centre, Offset and 4 Post frame options
- Bolt together construction with flat packed options
- Static load rating 1500kg
- Supplied with two pairs of 19" mounting rails
- Unit height labels fitted to front and rear 19" mounting rails (numbered bottom to top)
- Fitted with Nylon skids as standard
- Earth bonding kit included as standard
- Earth bonding compliant EN60950-1
- Various door options to suit application
- Various roof options to suit application
- Available in black or standard light grey



Ducted cooling




Aisle containment



Upgradeable security



Closed loop heat exchanger



Optimised cooling



Cable management

1. Open frame structure

- Bolt together construction
- 1500kg static load rating
- NEMA / IP20 environmental rating
- Quick to assemble and easy to adjust
- Standard heights 42U, 47U and 52U
- Width 600mm, 800mm, 1000mm
- Depths 875mm, 1000mm, 1200 & 1400mm
- Available assembled and flat packed

2. Door features

- Quick release hinges
- Configurable left or right hinged
- Multi point locking with upgrade locking options
- Single and double door variants
- Vented doors incorporate 80% perforated open area section

3. Locking options

- Upgrade options include:
 - Individually keyed locks
 - Mechanical combination locks
 - Electronic locking
 - Network configurable intelligent locking

4. Side panel features

- Standard split half depth construction
- Easier handling
- Quick release hinges
- Secure
- Earth bonding facility

5. Mounting technologies

- 19" square pierced rails
- Rails infinitely adjustable front to rear
- Full width mounting option in 800W racks
- Fully EIA-310-E compliant

6. Top panel options

- Range of top infill panel options including vented, cable entry and fan tray options
- Modular top panel configuration





Example order code: **DB 47 808 CSL**

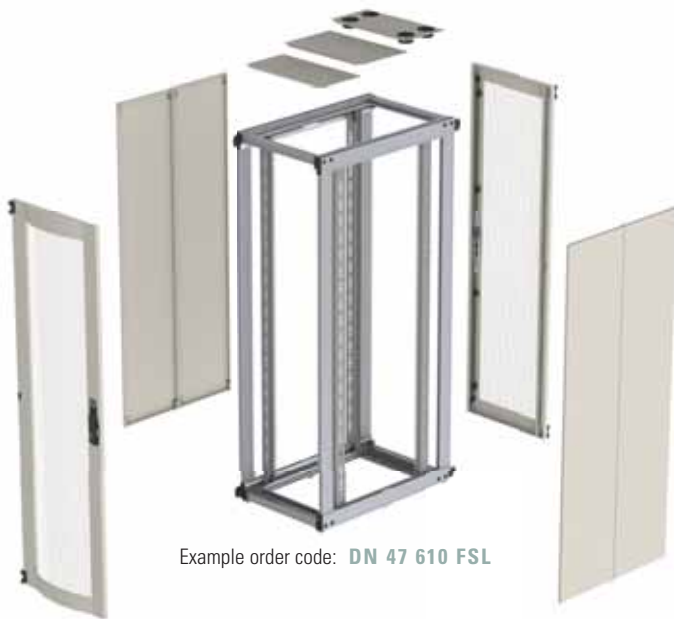
DRS Basic - specification

Included as standard:

- Centre post configuration
- Two pairs of 19" mounting rails
- Unit height labels fitted to front and rear 19" mounting rails (numbered bottom to top)
- Nylon skids
- Doors configured left hand (LH) hinged as standard
- Doors fitted with standard key locking swing handle with 2-point locking
- Glazed front door
- Plain steel rear door
- Top panel configuration: grommet entry panel rear all other panels are plain
- Quick release side panels both sides
- Earth bonding kit
- Available in standard light grey or black

Configuration	Application	Width mm	600				800				Configuration see page 42			
		Depth mm	875	1000	1200	1400	875	1000	1200	1400	Build	Sides	Colour	Base
Basic Rack	DB	42U	608	610	612	614	808	810	812	814	C	S	L	
		47U	608	610	612	614	808	810	812	814	C	S	L	
		52U	608	610	612	614	808	810	812	814	C	S	L	

See pages 6-7 for platform application compatibility



Example order code: **DN 47 610 FSL**

DRS Network - specification

Included as standard:

- 4 post frame configuration
- Two pairs of 19" mounting rails
- Unit height labels fitted to front and rear 19" mounting rails (numbered bottom to top)
- Nylon skids
- Doors configured LH hinged as standard
- Doors fitted with standard key locking swing handle with 2-point locking
- Hi-Flo curved vented front door
- Flat vented rear door
- Top panel configuration: grommet entry panel rear all other panels are plain
- Quick release side panels both sides
- Earth bonding kit
- Available in standard light grey or black

Configuration	Application	Width mm	600				800				Configuration see page 42			
		Depth mm	875	1000	1200	1400	875	1000	1200	1400	Build	Sides	Colour	Base
Network Rack	DN	42U	608	610	612	614	808	810	812	814	F	S	L	
		47U	608	610	612	614	808	810	812	814	F	S	L	
		52U	608	610	612	614	808	810	812	814	F	S	L	

See pages 6-7 for platform application compatibility

DRS Active - specification



Example order code: **DA 47 610 CSL**

Included as standard:

- Centre post frame configuration
- Two pairs of 19" mounting rails
- Unit height labels fitted to front and rear 19" mounting rails (numbered bottom to top)
- Nylon skids
- Doors configured LH hinged as standard
- Doors fitted with standard key locking swing handle with 2-point locking
- Hi-Flo curved vented front door, flat vented rear door
- Quick release side panels both sides
- Top panel configuration: enhanced brush entry panel rear all other panels are plain
- Air management baffle kits
- Earth bonding kit
- Available in standard light grey or black

Configuration	Application	Width mm			Configuration see page 42				
		Depth mm	1000	1200	1400	Build	Sides	Colour	Base
Active Rack	DA	42U	610	612	614	C	S	L	
		47U	610	612	614	C	S	L	
		52U	610	612	614	C	S	L	

See pages 6-7 for platform application compatibility

DRS Active+ - specification




Example order code: **DE 47 610 CSL**

Included as standard:

- Centre post frame configuration
- Two pairs of 19" mounting rails
- Unit height labels fitted to front and rear 19" mounting rails (numbered bottom to top)
- Nylon skids
- Single doors configured LH hinged as standard
- Doors fitted with standard key locking swing handle with 2-point locking
- Hi-Flo curved vented front door, double vented rear door
- Top panel configuration: enhanced brush entry panel rear all other panels are plain
- Quick release side panels both sides
- Air management baffle kit
- Earth bonding kit
- Available in standard light grey or black

Configuration	Application	Width mm			Configuration see page 42				
		Depth mm	1000	1200	1400	Build	Sides	Colour	Base
Active+ Rack	DE	42U	610	612	614	C	S	L	
		47U	610	612	614	C	S	L	
		52U	610	612	614	C	S	L	

See pages 6-7 for platform application compatibility



Example order code: **DS 47 808 RSL**

Switch - specification

Included as standard:

- Offset rear frame configuration
- Two pairs of 19" mounting rails
- Unit height labels fitted to front and rear 19" mounting rails (numbered bottom to top)
- Nylon skids
- Single doors configured LH hinged as standard
- Doors fitted with standard key locking swing handle with 2-point locking
- Hi-Flo curved vented front door, flat double vented rear door
- Quick release side panels both sides
- Top panel configuration: enhanced brush strip rear all other panels plain
- Air management baffle kit
- Earth bonding kit
- Available in standard light grey or black

Configuration	Application	Width mm	800				Configuration see page 42			
		Depth mm	875	1000	1200	1400	Build	Sides	Colour	Base
Switch Rack	DS	42U	808	810	812	814	R	S	L	
		47U	808	810	812	814	R	S	L	
		52U	808	810	812	814	R	S	L	

See pages 6-7 for platform application compatibility



Example order code: **DP 47 808 RSL**

Switch+ - specification

Included as standard:

- Offset rear frame configuration
- Two pairs of 19" mounting rails
- Unit height labels fitted to front and rear 19" mounting rails (numbered bottom to top)
- Nylon skids
- Doors fitted with standard key locking swing handle with 2-point locking
- Double vented doors front and rear
- Quick release side panels both sides
- Top panel configuration: enhanced brush strip rear all other panels plain
- Air management baffle kit
- Earth bonding kit
- Available in standard light grey or black

Configuration	Application	Width mm	800				Configuration see page 42			
		Depth mm	875	1000	1200	1400	Build	Sides	Colour	Base
Switch+ Rack	DP	42U	808	810	812	814	R	S	L	
		47U	808	810	812	814	R	S	L	
		52U	808	810	812	814	R	S	L	

See pages 6-7 for platform application compatibility

Max - specification

Included as standard:

- Centre post frame configuration
- Two pairs of 19" mounting rails
- Unit height labels fitted to front and rear 19" mounting rails (numbered bottom to top)
- Nylon skids
- Doors fitted with standard key locking swing handle with 2-point locking
- Double vented doors front and rear
- Front vertical cable management fingers
- Top panel configuration: enhanced brush strip rear all other panels plain
- Quick release side panels both sides
- Air management baffle kit
- Earth bonding kit
- Available in standard light grey or black



Example order code: **DM 47 A10 CSL**

Configuration	Application	Width mm				Configuration see page 42				
		Depth mm	875	1000	1200	1400	Build	Sides	Colour	Base
Max Rack	DM	42U	A08	A10	A12	A14	C	S	L	
		47U	A08	A10	A12	A14	C	S	L	
		52U	A08	A10	A12	A14	C	S	L	

See pages 6-7 for platform application compatibility

Closed loop - specification

Included as standard:

- Centre post frame configuration
- Two pairs of 19" mounting rails
- Unit height labels fitted to front and rear 19" mounting rails (numbered bottom to top)
- Nylon skids
- Doors configured LH hinged as standard
- Doors fitted with standard key locking swing handle with 2-point locking
- Glazed front and plain steel rear door
- Top panel configuration: enhanced brush strip rear all other panels plain
- Quick release side panels both sides
- Air management baffle kit
- Earth bonding kit
- Available in standard light grey or black



Example order code: **DL 47 B12 CSL**

Configuration	Application	Width mm				Configuration see page 42				
		Depth mm	1200	1400	1200	1400	Build	Sides	Colour	Base
Closed Loop Rack	DL	42U	612	614	812	814	C	S	L	
		47U	612	614	812	814	C	S	L	
		52U	612	614	812	814	C	S	L	

See pages 6-7 for platform application compatibility

Cabling - specification

Included as standard:

- Centre post frame configuration
- Two pairs of 19" mounting rails
- Unit height labels fitted to front and rear 19" mounting rails (numbered bottom to top)
- Nylon skids
- Doors configured LH hinged as standard
- Doors fitted with standard key locking swing handle with 2-point locking
- Glazed doors front and plain steel rear
- Front vertical cable management fingers
- Quick release side panels both sides
- Top panel configuration, 2 plain and 2 enhanced brush strip
- 1x pair of vertical cable management fingers fitted
- Earth bonding kit
- Available in standard light grey or black








Example order code: **DC 47 810 CSL**





Configuration	Application	Width mm	800				Configuration see page 42			
		Depth mm	875	1000	1200	1400	Build	Sides	Colour	Base
Cable Rack	DC	42U	808	810	812	814	C	S	L	
		47U	808	810	812	814	C	S	L	
		52U	808	810	812	814	C	S	L	

See pages 6-7 for platform application compatibility

Delta³™ rack system (DRS)

DRS - part number family table

Delta rack system DRS		DRS				
		Basic DB	Network DN	Active DA	Active+ DE	Switch DS
						
Frame	Frame configuration	Centre post	4-post	Centre post	Centre post	Rear offset
Doors	Front door	Flat vented	Hi-Flo curved	Hi-Flo curved	Hi-Flo curved	Hi-Flo curved
	Rear door		Flat vented	Flat vented	Flat double vented	Flat double vented
Roof	Top cover - rear	Cable grommet	Cable grommet	Enhanced brush entry	Enhanced brush entry	Enhanced brush entry
	Top cover - middle	Plain	Plain	Plain	Plain	Plain
	Top cover - front					
	Top cover - 1200D infill					
Air flow	Top & bottom baffles	None	None	Fitted	Fitted	Fitted
	Vertical baffles					
Cable support	Twist & lock cable management arms	None	None	None	None	None
	Vert cable mgmt fingers single (RCM)					
	Cable spool arms					
	Vert cable mgmt fingers pair (RCM)					

Delta rack system DRS		DRS			
		Switch+ DP	Max DM	Closed loop DL	Cabling DC
					
Frame	Frame configuration	Rear Offset	Centre Post	Centre Post	Centre Post
Doors	Front door	Flat Double Vented	Flat Double Vented	Glazed	Glazed
	Rear door			Plain Steel	Plain Steel
Roof	Top cover - rear	Enhanced Brush Entry	Enhanced Brush Entry	Enhanced Brush Entry	Enhanced Brush Entry
	Top cover - middle	Plain	Plain	Plain	Plain
	Top cover - front				Enhanced Brush Entry
	Top cover - 1200D infill				Plain
Air flow	Top & bottom baffles	Fitted	Fitted	Fitted	None
	Vertical baffles				
Cable support	Twist & lock cable mgmt arms	None	None	None	None
	Vert cable mgmt fingers single (RCM)				
	Cable spool arms				
	Vert cable mgmt fingers pair (RCM)				

DRS - part number configuration

Standard Racks	Application	Width Depth	600				800				1000				Build	Sides	Colour	Base
			875	1000	1200	1400	875	1000	1200	1400	875	1000	1200	1400				
42 U racks																		
Basic	DB	42U	608	610	612	614	808	810	812	814	-	-	-	-	C	S	L	
Network	DN	42U	608	610	612	614	808	810	812	814	-	-	-	-	F	S	L	
Active	DA	42U	-	610	612	614	-	-	-	-	-	-	-	-	C	S	L	
Active+	DE	42U	-	610	612	614	-	-	-	-	-	-	-	-	C	S	L	
Switch	DS	42U	-	-	-	-	808	810	812	814	-	-	-	-	R	S	L	
Switch+	DP	42U	-	-	-	-	808	810	812	814	-	-	-	-	R	S	L	
Max	DM	42U	-	-	-	-	-	-	-	-	A08	A10	A12	A14	C	S	L	
Closed loop	DL	42U	-	-	612	614	-	-	812	814	-	-	-	-	C	S	L	
Cabling	DC	42U	-	-	-	-	808	810	812	814	-	-	-	-	C	S	L	
47U racks																		
Basic	DB	47U	608	610	612	614	808	810	812	814	-	-	-	-	C	S	L	
Network	DN	47U	608	610	612	614	808	810	812	814	-	-	-	-	F	S	L	
Active	DA	47U	-	610	612	614	-	-	-	-	-	-	-	-	C	S	L	
Active+	DE	47U	-	610	612	614	-	-	-	-	-	-	-	-	C	S	L	
Switch	DS	47U	-	-	-	-	808	810	812	814	-	-	-	-	R	S	L	
Switch+	DP	47U	-	-	-	-	808	810	812	814	-	-	-	-	R	S	L	
Max	DM	47U	-	-	-	-	-	-	-	-	A08	A10	A12	A14	C	S	L	
Closed loop	DL	47U	-	-	612	614	-	-	812	814	-	-	-	-	C	S	L	
Cabling	DC	47U	-	-	-	-	808	810	812	814	-	-	-	-	C	S	L	
52U racks																		
Basic	DB	52U	608	610	612	614	808	810	812	814	-	-	-	-	C	S	L	
Network	DN	52U	608	610	612	614	808	810	812	814	-	-	-	-	F	S	L	
Active	DA	52U	-	610	612	614	-	-	-	-	-	-	-	-	C	S	L	
Active+	DE	52U	-	610	612	614	-	-	-	-	-	-	-	-	C	S	L	
Switch	DS	52U	-	-	-	-	808	810	812	814	-	-	-	-	R	S	L	
Switch+	DP	52U	-	-	-	-	808	810	812	814	-	-	-	-	R	S	L	
Max	DM	52U	-	-	-	-	-	-	-	-	A08	A10	A12	A14	C	S	L	
Closed loop	DL	52U	-	-	612	614	-	-	812	814	-	-	-	-	C	S	L	
Cabling	DC	52U	-	-	-	-	808	810	812	814	-	-	-	-	C	S	L	

