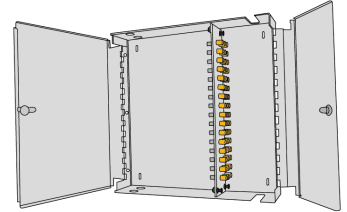



Product updated on June 04, 2018

W02 Lockable Double Door Wall Box - ST / FC Adaptors



The wall box system in its basic form is supplied with the box unloaded ready for you to install the adapter of your choice. The box can also be pre-loaded complete with the required adapter to meet your project needs. The quality of construction that comes with our range of wall boxes ensures a safe, secure and aesthetically pleasing wall box for your network.

FEATURES/BENEFITS

- Available in single and double door models
- Double door models include two separate locks for security
- Internal bend radius protection included
- Cable entry and exit points can be knocked out to suit installation

APPLICATIONS

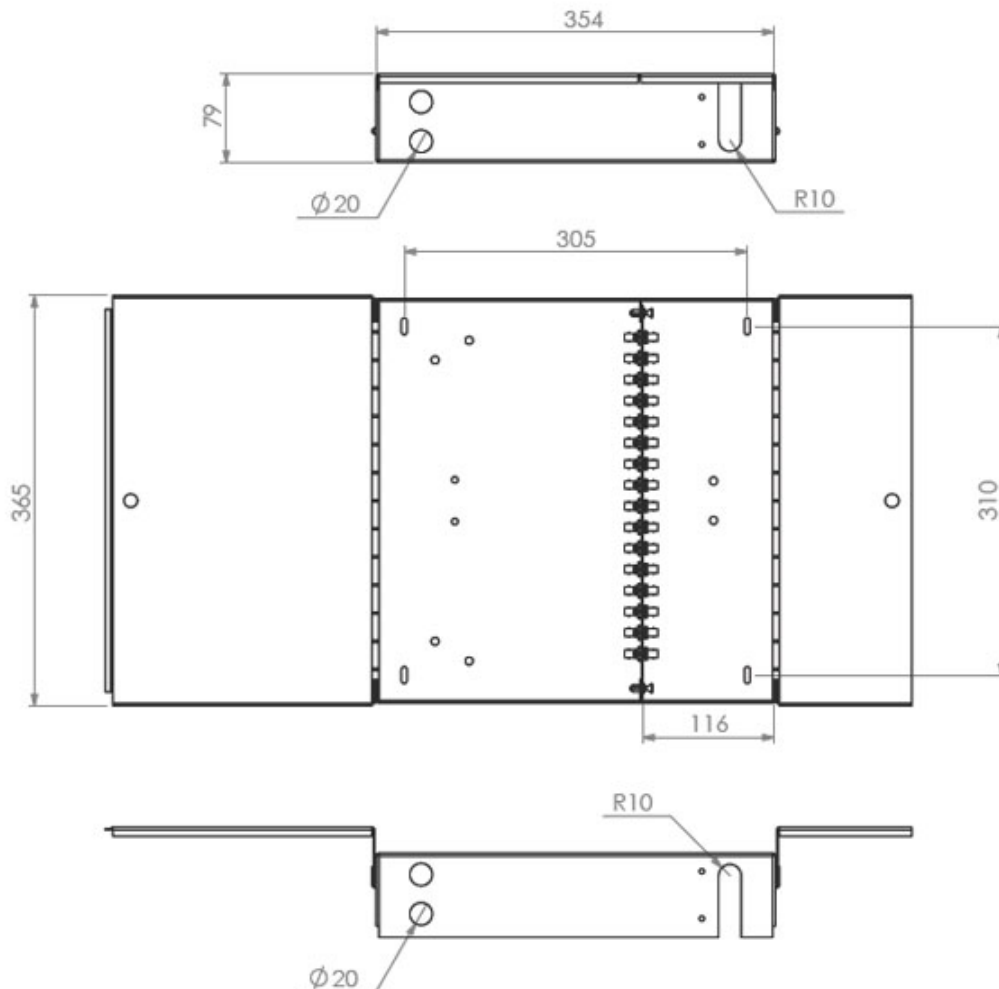
- Internal application
- Data Centre or telecommunications networks
- For use in multi dwelling units or demarcation points within a network

SPECIFICATIONS

LOCKABLE WALL BOX

Height	360mm
Width	360mm
Depth	85mm
Net Weight	3.2kg
Packaged Weight	3.5kg
Package Dimensions	375mm (W) X 375mm (L) X 90mm (D)
IP Rating	IP20
Suitable for adapter type	ST/FC
Number of doors	2
Cable entry 20mm	4
Material	Cold Rolled Steel
Material thickness	1.2mm
Material coating	Electro Static Powder Coating
Colour	Grey RAL 7035
Operating Temperature	-40°C to + 60°C
Compliant to	RoHS, Reach, SVHC
Designed in accordance with TIA/EIA 568.C, ISO/IEC 11801, EN 50173, IEC 60304, IEC 61754, EN 297-1	

TECHNICAL DRAWING



All dimensions in mm

ORDERING INFORMATION

W02STS24	W02 Lockable Wallbox with 24 x ST Single mode Adaptors
W02STS36	W02 Lockable Wallbox with 36 x ST Single mode Adaptors
W02STS48	W02 Lockable Wallbox with 48 x ST Single mode Adaptors
W02STM24	W02 Lockable Wallbox with 24 x ST Multimode Adaptors
W02STM36	W02 Lockable Wallbox with 36 x ST Multimode Adaptors
W02STM48	W02 Lockable Wallbox with 48 x ST Multimode Adaptors
W02FCS24	W02 Lockable Wallbox with 24 x FC Single mode Adaptors
W02FCS36	W02 Lockable Wallbox with 36 x FC Single mode Adaptors
W02FCS48	W02 Lockable Wallbox with 48 x FC Single mode Adaptors
W02FCM24	W02 Lockable Wallbox with 24 x FC Multimode Adaptors
W02FCM36	W02 Lockable Wallbox with 36 x FC Multimode Adaptors
W02FCM48	W02 Lockable Wallbox with 48 x FC Multimode Adaptors
W02FCA24	W02 Lockable Wallbox with 24 x FC Single mode APC Adaptors
W02FCA36	W02 Lockable Wallbox with 36 x FC Single mode APC Adaptors
W02FCA48	W02 Lockable Wallbox with 48 x FC Single mode APC Adaptors



SCAN QR FOR PRODUCT PAGE

FURTHER INFORMATION

- For additional information please contact your sales representative
- To view the product 360 visit the product page (Scan the QR code or visit the link below)
- Downloaded from <https://www.afllhyperscale.com/product/w02-lockable-double-door-wall-box-st-fc-adaptors>
- AFL reserves the right to make changes in this datasheet at any time without notice
- Information in this document is correct as of June 04, 2018

Europe

+44 (0) 1908 441 144
 emeasales@afllhyperscale.com
 © Optronics 2018

Americas

+1 800 790 9932
 usasales@afllhyperscale.com

Middle East & Africa

+971 4 404 9606
 mesales@afllhyperscale.com

India

+91 80 46874687
 indiasales@afllhyperscale.com

Asia Pacific

+86 755 2561 3694
 apacsales@afllhyperscale.com